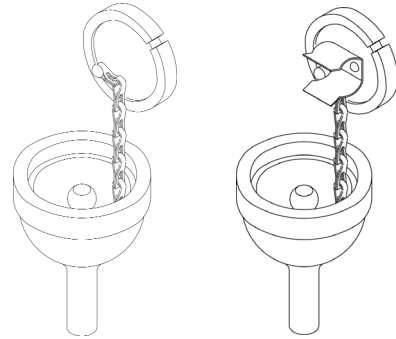


Aircraft Type Ground Receptacle

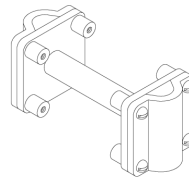
- 5201** Ground receptacle with standard pin connection and chain retained cover. **WT 2.00 lbs (0.90 kg)**
- 5211** Ground receptacle with spring and chain cover for wall mounting. **WT 2.00 lbs (0.90 kg)**

Note: Please specify ground rod size when ordering.



Embedded Cable Outlet

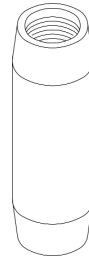
- 5215** Bronze flash embedded cable outlet
WT 1.75 lbs (0.79 kg)



Ground Terminal Coupling - Threaded


Used for connecting sectional ground terminals.

- 5221** Coupling for 1/2" copper clad ground terminal **WT 3.6 oz (102.1 g)**
- 5231** Coupling for 5/8" copper clad ground terminal **WT 4.0 oz (113.4 g)**
- 5241** Coupling for 3/4" copper clad ground terminal **WT 5.4 oz (153.1 g)**
- 5231S** Coupling for 5/8" stainless steel ground terminal **WT 9.0 oz (255.1 g)**
- 5241S** Coupling for 3/4" stainless steel ground terminal **WT 11.0 oz (311.8 g)**



Ground Terminal Coupling - Threadless

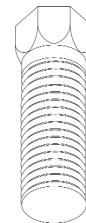
- 5222** Coupling for 1/2" copper clad ground terminal **WT 3.6 oz (102.1 kg)**
- 5232** Coupling for 5/8" copper clad ground terminal **WT 4.0 oz (113.4 g)**
- 5242** Coupling for 3/4" copper clad ground terminal **WT 5.4 oz (153.1 g)**



Ground Terminal Driving Stud

Made of high carbon steel, used for driving threaded sectional copper clad ground terminals.

- 5261** Driving stud for 1/2" sectionals **WT 2.0 oz (56.7 g)**
- 5271** Driving stud for 5/8" sectionals **WT 3.0 oz (85.0 g)**
- 5281** Driving stud for 3/4" sectionals **WT 5.0 oz (141.7 g)**



Ground Terminal Cable Clamp

Uses two 5/16" bolts for optimal connection.

- 5295** 1/2" Ground terminal clamp **WT 4.0 oz (113.4 g)**
- 5296** 5/8" Ground terminal clamp **WT 4.7 oz (133.2 g)**
- 5297** 3/4" Ground terminal clamp **WT 7.1 oz (201.3 g)**

